

High Crag (Stump Cross)


GR SE 090627, 1 km south of Stump Cross Caverns on top of the moor. Faces NW and so a bit damp and green in a normal winter although pleasant in dry weather at other times of the year. Park on the main road and walk over CROW access land directly to the crag avoiding several holes on the way. The crag its self is also on CROW land and has lovely views. The boulders are described from L to R.



Boulder 1


Boulders 1 and 2

1. V0 4c SD
2. V2 5b SD Start with feet on the block
3. V1 5a SD L arête
4. V0 4b SD R arête
5. V2 5b SD Start as 3, Travers L through 4, finish up far R arête, no crack




Boulder 2

High Crag (Stump Cross)



Boulder 3

6. V2 5c SDS up side of boulder L of arête then LHS of upper arête.
7. V1 5a SDS Leaning block then L side of face on good pockets.
8. V2 5b SDS Crack then centre of face.
9. V2 5c SDS Awkward Block then R arête on L.



Main Crag 1

- 10 Route A S 4a The L arête of the buttress
- 11 Route B HS 4b The slab and thin crack 1m R of L arête
- 12 Route C VS 5a Eliminate between cracks without using either.
- 13 Route D MVS 4b Slab and thin crack 1m R of 12 to finish up short twin cracks.
- 14 Route E D Wider crack to R of 13, the crux being surmounting the grass overhang.

High Crag (Stump Cross)



Camel and Fish Buttress:

It is better to endure the breath of a camel than the prayers of a fish.

15. **Slab and Wall** VD The slab and wall.

16. **Camel's Crack** S 4b The crack exiting in either direction.


17. **The Prayers of a Fish** E1 6a: The hanging arête direct finishing on its R side.

18. **Camel and Fish Slab** HVS 5b The slab using the big square hold low down to rock over to the big slot.

19. S 4b The slab at the R end of the buttress.

20. **The Breath of a Camel** VS 4c: Start up 19 then traverse to the arête, feet above lip and finish up arête - good.

21. V2 5b: Start up 16 then hand traverse lip of overhang on arête and finish up 19.



Boulder 4

The best boulder on the crag.


22. V0 4c The L arête then over boulder.

23. V3 6a The nice wall from a SD start with a powerful move to begin.

24. V2 5b The crack/groove from a SD start. Can be continued on the buttress above.

25. V3 5c **Two Feet Dyno** The rounded arête from SD start with feet on block - good.

High Crag (Stump Cross)



Boulder 5


- 26. V1 SD Jugs and crack.
- 27. V1 SD Crack.
- 28. V2 SD Wall using small spike Good
- 29. V3 SD Insecure arête



Boulder 6

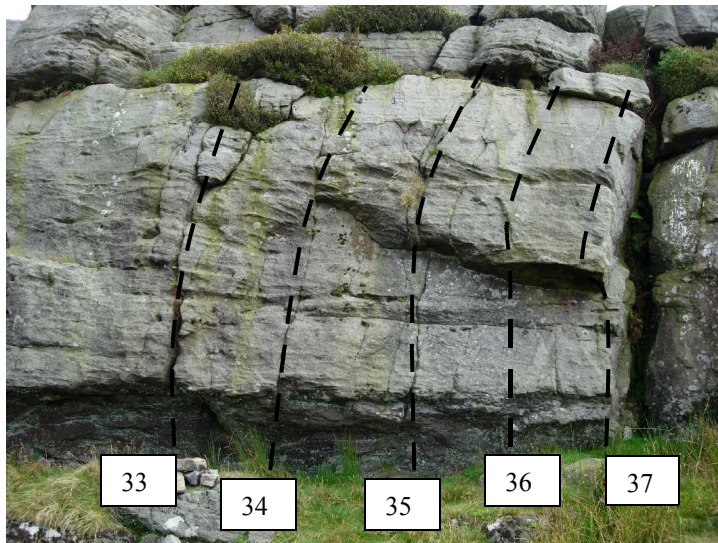
- 30. VD Anywhere up the pinnacle.

High Crag (Stump Cross)



Boulder 7


- 31 V0 4c The blunt arête
- 32 V0 4a The next blunt arête



Boulder 7

- 33 V0 4a The first crack
- 34 V0 4c The thinner second crack
- 35 V0 5a The awkward third crack
- 36 V2 5c The wall between crack and arête
- 37 V1 5b The nice arête on its LHS

High Crag (Stump Cross)



Boulder 8

38 V0 4b The middle of the buttress