




Boggy Productions 2008

Bouldering, and all forms of climbing are dangerous they carry risk of serious injury or even death. Participants of the sport need to be aware of, and accept that these risks are present and therefore should take full responsibility for these actions. The author can accept no responsibility for the accuracy of this guide nor responsibility for injuries and damages to participants or third parties that arise as a result of using the information that appears in the guide.

Alternative Widdop Bouldering Guide



**Over 60 new or cleaned
problems of all grades.**

General info

For years now the boulders around Mystery Buttress, The Balcony, and boulders behind the majestic Purgatory Buttress have been neglected. This is mainly because there was a lack of information in the recent guides. They had become dirty but recently i started looking for new problems and began cleaning some of the old classics. I started to discover a fantastic circuit which locals had climbed years before.

Access

There are no access problems at the moment. Please do not over brush and take away all rubbish, bits of carpet and cleaning towels.



The Circuits

Circuit 1 starts immediately to the left of the square building as you cross the dam and works up the hill side and then right as far as Celebrity Buttress.


Circuit 2 starts 100 metres right at the start of The Balcony and works right around to the back of Purgatory Buttress.



Circuit 1

Boulder 1

- 1 Roofless 6a V3
- 2 Lip Service 6b V6




Boulder 2

- 1 6b V3 SDS Traverse the lip with a hard pull to reach a slopy hold then the top
- 2 6b V6 SDS From low holds traverse right to finish as for problem 1




Boulder 3

- 1 5b V0 Arete on its right side
- 2 5b V0 Arete on its left side
- 3 5b V1 Climb wall using shallow pocket





Boulder 4

- 1 6a V3 Arete direct
- 2 **Leaning Wall** climbs the centre of wall 6a V4 (right hand finish same grade)
- 3 5b V0 Layaway up the right arête



Boulder 5

- 1 6a V2 SDS Traverse right onto arête, climb this to top
- 2 5b V0 Climb wall direct
- 3 5b V0 Start as for problem 2 but undercut right





The Uphill Gardener.
SDS climb the crack
move left into pocket
and good crimps hard
move to finish 6b V5




George Smith pulling hard on Roofless V3

Curving Crack Area

- 1 5c V2 Left arête using sneaky undercut
- 2 Curving Crack 5a V0 (Classic)
- 3 Curving Crack Arête 5c V3
- 4 6b V6 Hard moves lead to crack




Archie's Wall V5
SDS off break
hard move to
gain undercut
and to reach top
Excellent.



The next problems on the circuit are Boulders 6,7 and Top rope boulder, They are to be found above Mystery Buttress where you are awarded with spectacular views over the Calderdale Valley.

Boulder 6

- 1 5b V1 Climb the wall just right of the arête
- 2 6a V3 Starting with your right hand on chip climb the wall direct
- 3 **The Chips** 6a V4
- 4 6a V3 Climb sloping arête

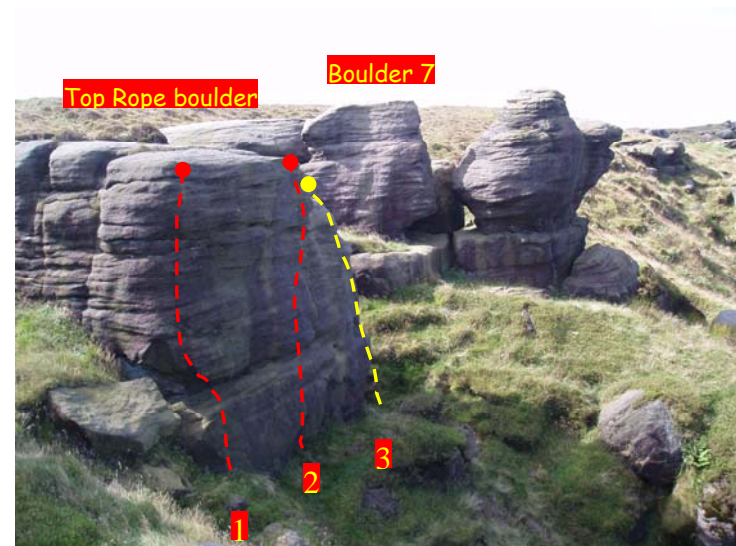



Top rope Boulder

- 1 5c V2 The left arête is climbed on slopers
- 2 5c V2 The centre of the wall leads to a hanging flake. Excellent
- 3 6a V3 Climb the rounded right arête. Phew

Boulder 7

- 1 5c V2 Climb just right of the arête
- 2 6a V3 Hard moves off small holds up the centre of the wall
- 3 **The Proposition** 6b V5 Highball arête has a better landing than it looks




Brinkley arête

- Fever E1 5c Obvious groove line Superb
Brinkley Arete E3 6a Climbs the blunt arête right of Fever
Layback Arete HVS 5b Layback up the large arête
1 6a V3 Climbs the undercut arête
2 *Brushed For Success* 6a V4
3 6a V4 Climb straight up the wall using a pair of jugs
4 5cV3 The arête using pocket for left hand
5 5c V2 Layback the arête
6 *Groovy People* 6b V5 Climbs the open groove on slopers
7 6a V4 The wall just right of easy crack
8 6a V3 The slopy right arête



Overhang Buttress

Overhang buttress is the home of the classic routes Ceiling Crack E2 5c and Thirty Seconds Over Winterland E5 6b. There are a couple of cracking problems worth a mention, The start to Celebrity Buttress 6a V3 and the Arete start to Libel which goes at 5c V3 both are Excellent.



Circuit 2


The Balcony



- 1 **The Humps** 6b V5 Start on undercuts use two lumps to reach top Awesome SDS 6c V8
- 2 5c V2 Layback the crack harder than it looks
- 3 5b V1 Gain the pocket with either hand reach the top



- 4 6a V4 Climb the wall just to the right of the arête on tiny holds
- 5 6a V4 The right slanting crack is climbed with hard finishing move. Alternatively finish leftwards at the same grade
- 6 5b V0 The horrible crack
- 7 5b V1 Climb the wall direct. Fantastic
- 8 5c V1 Climb the rounded arête. Satisfying
- 9 **Flake Charmer** 6b V7 SDS climb the flake with dyno to finish 6a V5 from standing
- 10 **Trickster** 5c V2 Right arête. Tricky

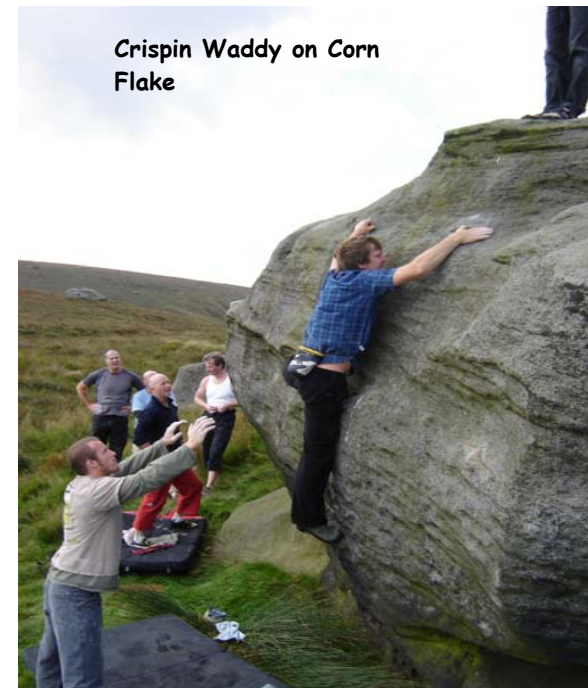


Happy Feet



Pebble Love and Happy Feet deserve a special mention as they are the hardest problems on the circuit, Happy feet is a classic looking arête graded V10. Araldite Arete is found 10mts right of this buttress.


- 11 Pebble Love 6c V7
- 12 Happy Feet 6c V10
- 13 Dug Out 6a V3
- 14 Araldite Arete 6b V5 Climbs the blunt arête. Fantastic



There a few good problems above and behind Purgatory Buttress not very hard but well worth a look at. Red Rose Buttress is found 100mts behind Purgatory Buttress it is home to at least 10 more Brilliant problems.

Purgatory Buttness

- 1 5a V0 Climb the left arête of Purgatory Buttness, look down and thank god you are not on that route
- 2 5b V1 Climb direct up the middle of the wall. Excellent



- 3 Short And Satisfying 5a V0
- 4 5a V0 Middle of wall
- 5 5a V0 Right arête



- 6 6a V3 SDS from a sloping hold make a hard reach for a seam finish right



Red Rose Boulder

- 1 Zorro The Gay Blade 6a V3 SDS off z-shaped hold
- 2 Going Mantle 6a V3 Excellent
- 3 6a V4 Climb into the dish Left or Right
- 4 Corn Flake 6a V4 The obvious flake to sloping finish. Outstanding
- 5 Red Rose 6b V5 Climbs the rounded arête Awesome
- 6 6b V6 Traverse from Corn Flake to Going Mantle
- 7 6a V4 SDS to the arête right of Red Rose

